

Secto 4230
Secto 4231

Secto
DESIGN

Handmade birch wall lamp by Secto Design

Design by Seppo Koho

Applique en bouleau, faite à la main par Secto Design

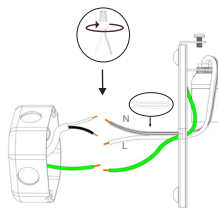
Design par Seppo Koho



www.sectodesign.fi

Installation / Installation

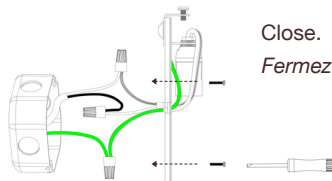
Secto
DESIGN



Connect.
Raccordez.

Connect by using the screw nuts for each cable: live, neutral and earth.

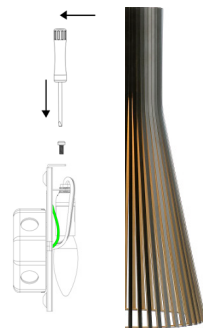
Raccordez avec les écrous fournis: phase, neutre et terre.



Close.
Fermez.

Screw the metal plate to the junction box in the wall. If you wish to hang the shade with an upwards opening, simply fasten the plate in the other direction.

Vissez la plaque du mur au boîte de raccordement. Si vous desirez l'ouverture de l'abat-jour vers le haut, simplement attachez la plaque dans l'autre direction.



Fasten.
Accrochez.

Slide the wooden shade through the rails at the back of the shade and onto the wall plate. Tighten with the included screw.

Glissez l'abat-jour à travers les rails au dos de l'abat-jour et sur la plaque du mur. Reserrez avec la vis incluse.

 L Live / Phase

 N Neutral / Neutre

 Ground / Terre